

TPE Doll User Guide



www.wmdolls.com

Product Overview



MY NAME IS WILMA AND I WAS GIVEN THE HONOR AND PLEASURE TO SHOW YOU HOW TO PROPERLY USE THE HIGH QUALITY REALISTIC TPE DOLL YOU HAVE PURCHASED! BUT FIRST, LET'S SEE WHAT A TPE DOLL IS MADE OF...

THE EXTERIOR LAYER OF A WM DOLL IS MADE OF HIGH STANDARD ELASTIC TPE (THERMOPLASTIC ELASTOMER).

TO SUPPORT THIS BODY A STURDY CRAFTED METAL SKELETON IS REQUIRED AS WELL AS A HARD EPOXY RESIN SKULL FOR THE HEAD.

ALL MATERIALS COMPLY WITH HEALTH & SAFETY STANDARDS AND ARE HARMLESS TO HUMANS AS WELL AS BEING ENVIRONMENTALLY FRIENDLY.

I MAY NOT BE PERFECT...



BUT WHO IS?

DURING MANUFACTURING, THE SKELETON WITHIN THE TWO PART MOLD IS MOUNTED AND POSITIONED AT PRECISE POINTS.

MANY SUPPORT WIRES ARE NEEDED TO ENSURE THAT THE METAL SKELETON IS PERFECTLY ALIGNED DURING THE INJECTION OF THE TPE MATERIAL IN IT'S LIQUID FORM.


BECAUSE OF THIS, THERE WILL BE SOME SMALL FILLINGS ON SOME LOCATIONS AS WELL AS A FAINT MOLD LINE AROUND THE WHOLE BODY BUT THIS CAN NOT BE CONSIDERED AS A MANUFACTURING DEFECT!



Posing Instructions

IF YOU WANT ME TO SATISFY YOU AS LONG AS POSSIBLE, YOU BETTER READ MY USER MANUAL....

... AND DON'T JUST LOOK AT THE PICTURES!



UNLIKE A COMMON DISPLAY MANNEQUIN, THE FINELY CRAFTED SKELETON AND THE ELASTICITY OF TPE ALLOWS A WM DOLL TO POSE IN AN ALMOST UNLIMITED NUMBER OF POSITIONS.

THIS OF COURSE CAN BE USED TO GOOD ADVANTAGE AND WITH SOME ARTISTIC SENSE IT IS POSSIBLE TO MAKE HER LOOK VERY HUMAN!

A REALISTIC TPE DOLL CAN BE USED FOR MANY PURPOSES SUCH AS PHOTOGRAPHIC MODEL, SYNTHETIC COMPANION, STANDALONE ARTWORK AND MUCH MORE...

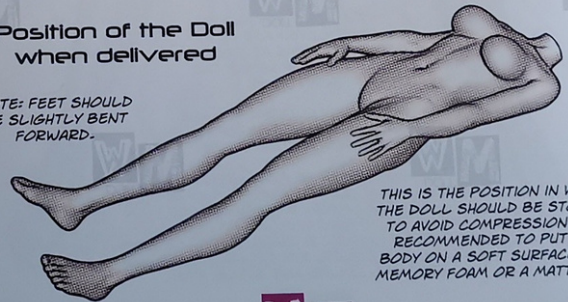
TO INCREASE DURABILITY IT IS NOT RECOMMENDED TO LEAVE A WM TPE DOLL IN THE SAME POSITION FOR LONGER PERIODS EXCEPT FOR THE DEFAULT POSE IN WHICH SHE WAS DELIVERED OF COURSE.

ALTHOUGH THE ELASTICITY OF TPE IS QUITE EXTRAORDINARY, EXCESSIVE STRETCHING OF THE MATERIAL, ESPECIALLY FOR LONG PERIODS, MIGHT RESULT IN DEFORMATIONS.

IF THE DOLL IS NOT TO BE USED, PLEASE REPOSITION THE MODEL IN ITS ORIGINAL POSITION WITH HANDS TURNED DOWNWARDS.

Position of the Doll when delivered

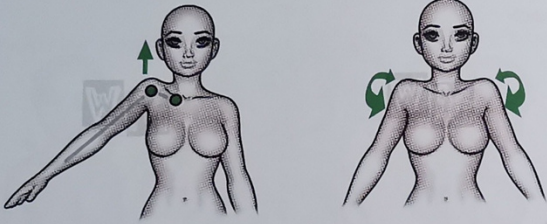
NOTE: FEET SHOULD BE SLIGHTLY BENT FORWARD.



THIS IS THE POSITION IN WHICH THE DOLL SHOULD BE STORED. TO AVOID COMPRESSION IT IS RECOMMENDED TO PUT THE BODY ON A SOFT SURFACE LIKE MEMORY FOAM OR A MATTRESS.



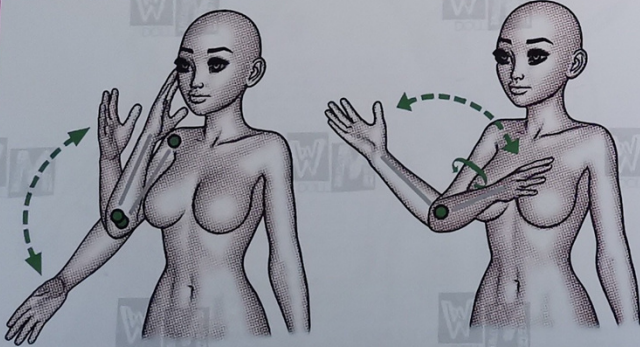
Shrugging shoulders:



THE WM SKELETON FEATURES THE SHRUGGING SHOULDERS OPTION AS STANDARD. THIS ALLOWS A MORE REALISTIC POSITIONING OF THE UPPER ARMS MAKING THE DOLL LOOK EVEN MORE NATURAL AND HUMAN LIKE WHEN POSING. THE SHOULDERS CAN ALSO MOVE

SLIGHTLY FORWARD AND BACKWARD, ABOUT 15 DEGREES. PLEASE TAKE SOME TIME TO LEARN HOW THE HINGES WORK IN THAT AREA BEFORE ATTEMPTING TO REPLICATE COMPLEX POSES. IN GENERAL, POSING A TPE DOLL SHOULD BE DONE VERY CAREFULLY!

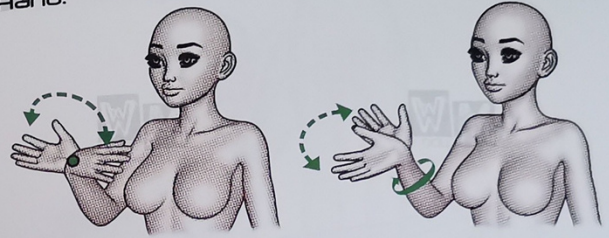
Forearm:



THE DOLL'S LOWER ARMS CAN MOVE UP BUT BECAUSE WE SET MOVEMENT LIMITATIONS ON THE ELBOW IT CAN NOT BEND IN THE OTHER DIRECTION (JUST LIKE A REAL HUMAN).

THE DOLL'S FOREARM CAN ROTATE WITHOUT LIMITATIONS BUT IT IS NOT RECOMMENDED TO MAKE IT TURN FURTHER THAN A FEW DEGREES. NEVER ROTATE A FULL TURN!

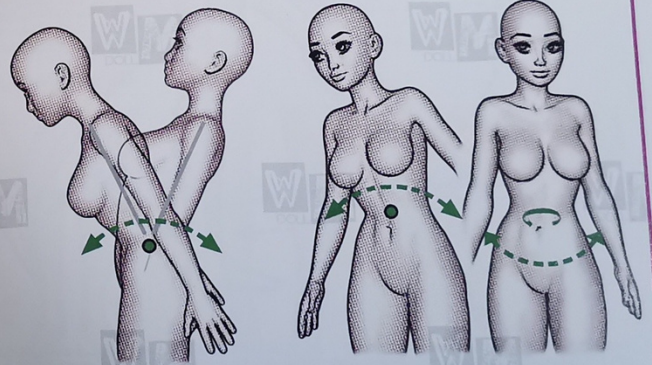
Hand:



THE DOLL'S HAND CAN FOLD INWARDS AND OUTWARDS AT 45 DEGREES. THE DOLL'S HAND CAN ALSO ROTATE.

BUT DO NOT EXCEED 45 DEGREES IN EACH DIRECTION FROM THE STARTING POINT. NEVER ROTATE A FULL TURN!

Waist:

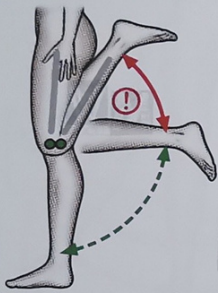


THE WAIST CAN FOLD FORWARD AND BACKWARD WITH A LIMIT SET AT ABOUT 40 DEGREES. WHEN THE BODY ROTATES RIGHT AND LEFT, THE ANGLES ARE LIMITED TO 40 DEGREES AS WELL. BEWARE: WHEN THE WAIST IS BENT AND

ROTATED SIMULTANEOUSLY, THE LIMITS ARE GREATLY REDUCED! THE DOLL'S WAIST CAN ALSO BEND SIDEWAYS TO THE LEFT AND RIGHT. HORIZONTALLY, THE ANGLES FOR THIS ARE LIMITED TO 30 DEGREES.



Lower Leg:



THE LOWER LEGS CAN BE BENT BACKWARD TO THE MAXIMUM OF 150 DEGREES THANKS TO THE DOUBLE HINGED KNEE SYSTEM, BUT THE RECOMMENDED ANGLE IS 100 DEGREES. THE KNEES CAN NOT BE BENT FORWARD LIKE IT IS THE CASE FOR REAL HUMAN.

WITH THE DOUBLE HINGED KNEES IT IS POSSIBLE TO POSE THE DOLL IN THE POSE ILLUSTRATED ABOVE. HOWEVER DON'T LEAVE THE DOLL IN SUCH A POSITION FOR TOO LONG AND DO NOT PLACE HER ON A HARD SURFACE! THIS MAY CAUSE PERMANENT DAMAGE TO THE KNEES.

Feet:

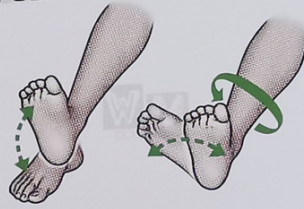


IF YOU CHOSE THE STAND UP OPTION YOU WILL NOTICE THREE BOLTS PROTRUDING THROUGH THE BOTTOM OF EACH FOOT. THESE ARE MEANT TO ACT AS POINT OF CONTACT WITH THE GROUND. A DOLL WITHOUT THESE BOLTS CAN NOT STAND ON HER FEET!


WOMEN WEARING HIGH HEEL SHOES CAN BE VERY ATTRACTIVE. HOWEVER IT IS NOT RECOMMENDED TO STAND A WM DOLL IN HIGH HEELS. FEET SHOULD ALWAYS BE FLAT WITH THE SIX BOLTS TOUCHING THE GROUND WHEN ATTEMPTING TO POSE THE DOLL UPRIGHT.



Foot:



THE FOOT CAN BE BENT FORWARD, SIDWAYS TO BOTH SIDES AND UP JUST A LITTLE BIT.



Hand:



EACH THE FINGER OF A WM DOLL IS INTERNALLY SUPPORTED BY A WIRE. WE RECOMMEND TO NOT BEND THE WIRES TO OFTEN AS THIS CAN CAUSE BREAKAGE. THE HANDS CAN NOT HOLD HEAVY OBJECTS AND YOU SHOULD NEVER POSE YOUR DOLL SO THAT HER FULL WEIGHT RESTS ON THE PALMS OF HER HANDS! THIS MAY CAUSE PERMANENT DAMAGE TO



Hereby we guarantee that this doll is a genuine WM product.

Certificate of authenticity

Code:



Check this code in WMDOLL official website :

www.wmdolls.com

